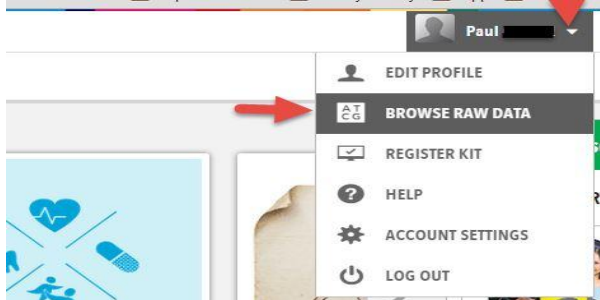


To Download Raw Data from 23andMe:

"Old 23andMe": Log in to your 23andMe account. On the upper right hand side of the page, next to your name, click on the little arrow and a drop down menu will appear. Click on "Browse Raw Data".



When the Browse Raw Data page is open in the upper right hand corner is a link "Download". Click on that.

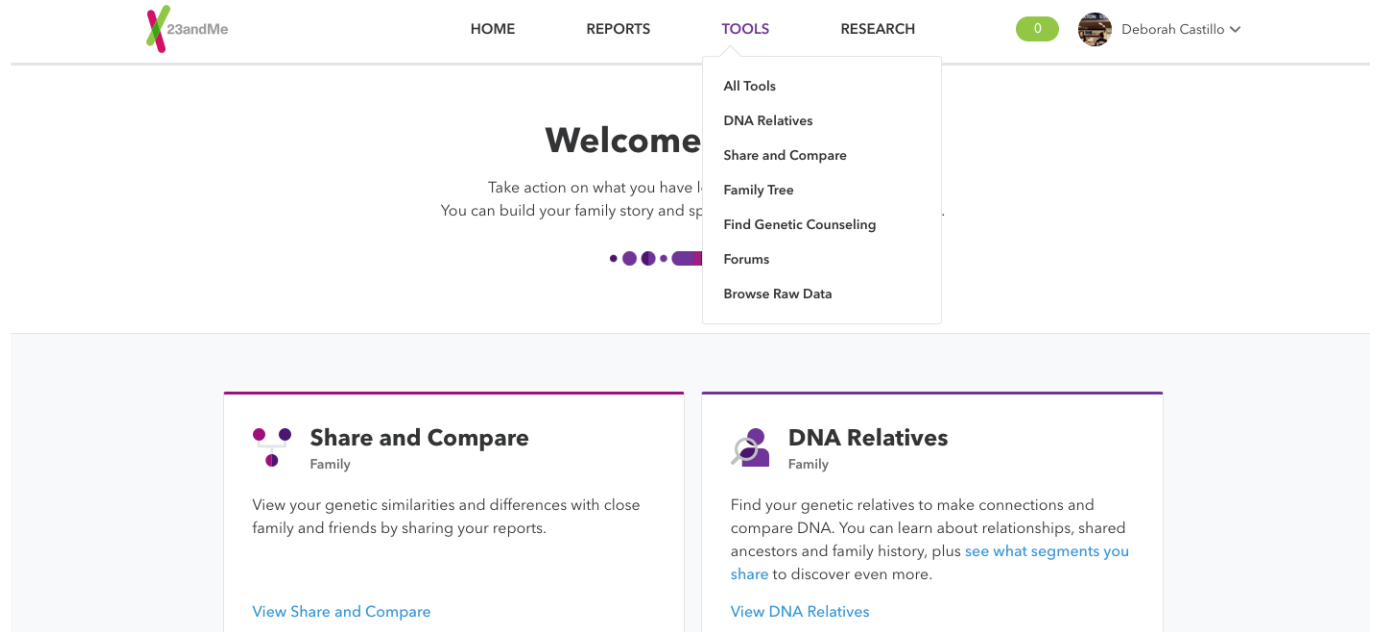
Enter your password, Secret answer to the question you set up, and the data set should read "all data".

Then click on "download data" in the lower right.

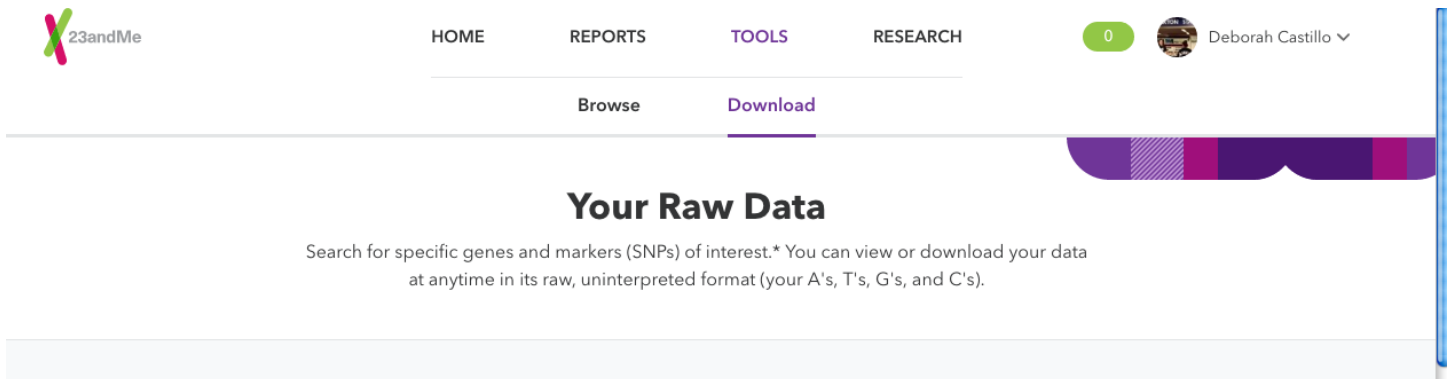
It will automatically download a *.zip file to your computer named something like genome_Your_Name_Full_20150114050857.zip

Click "Save" for the downloaded file and save it. BE SURE TO NOTICE WHERE IT IS BEING SAVED. If your un-zip utility, or some other program tries to open the program, it is important that you try to save the file without opening it, un-zipping it, or altering it in any way. Save it to whatever directory you prefer. Most uploads to other 3rd parties do not require the file to be unzipped.

“New 23andMe”: To download your raw DNA file, on your home page, press Tools, then press Browse Raw Data.



Then press Download to the right of Browse.



Scroll down to the bottom of the page. Enter your password and press the green Download Raw Data button at the bottom.

[See a log of updates and changes to the raw data download](#) ▾

This is an advanced view of all the uninterpreted raw genotype data, including data that is not used in 23andMe reports. This data has undergone a general quality review however only a subset of markers have been individually validated for accuracy. As such, the data from 23andMe's Browse Raw Data feature is suitable only for research, educational, and informational use and not for medical or other use.

Choose between downloading data for all DNA (chromosomes 1-22, X, Y, and mitochondrial), only the Y chromosome, or only mitochondrial DNA:

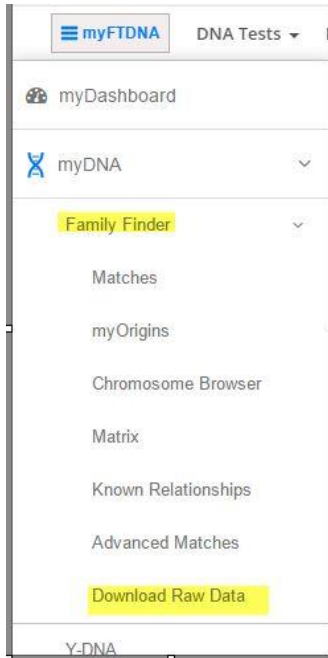
 ▾

For security please re-enter your password:

Download Raw Data

To Download Raw Data from Family Tree DNA:

Log in to your FTDNA account. From the drop down menu under "myFTDNA", then "Family Finder" select "Download Raw Data"



On the next page download the **Build 36 Raw Data Concatenated** file.







Download Your Data

Raw Data & Print Reports

Read before you download: We are committed to protecting the privacy of our customers. By downloading any raw data or reports, you hereby indicate that you are the owner of that data or have permission to download the data, and you further indicate your understanding that Family Tree DNA cannot in any way guarantee the security or privacy of your downloaded data. Furthermore, you understand that by uploading your raw data to a third party application and linking it to your name, Family Tree DNA kit number, email address, or any other identifying information, the security of your raw data and record is further put at risk and may lead to the violation of Family Tree DNA Privacy Policy. By downloading your raw data, you assume the liability for any breach of privacy and release Family Tree DNA from any privacy violation that results either directly or indirectly from the downloaded raw data and/or upload to a third party application.

The Family Finder raw data file contains your DNA results code (A, C, T, G, etc.) for each of the thousands of locations tested. It is most useful for those advanced users who wish to compare specific segments of their DNA with others. [More Info.](#)

Because they contain the results for thousands of SNPs, Family Finder autosomal DNA and X-Chromosome raw data files are large. They have been compressed for faster download. There are many free programs available on the internet for extracting GZIP files. [More info.](#)

Build 37 Autosomal Raw Data <i>(GZIP, CSV)</i>		Build 36 Autosomal Raw Data <i>(GZIP, CSV)</i>	
Build 37 X Chromosome Raw Data <i>(GZIP, CSV)</i>		Build 36 X Chromosome Raw Data <i>(GZIP, CSV)</i>	
Build 37 Raw Data Concatenated <i>(GZIP, CSV)</i>		Build 36 Raw Data Concatenated <i>(GZIP, CSV)</i>	

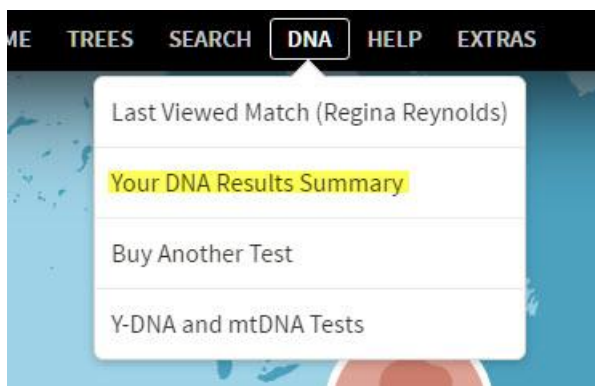
Note: A red arrow points to the 'Build 36 Raw Data Concatenated' option in the table.

It will automatically open a *.gz file (similar to a *.zip file).

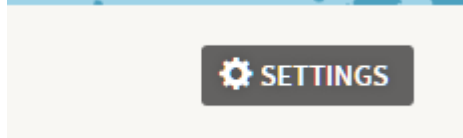
Click "Save" to save it. BE SURE TO NOTICE WHERE IT IS BEING SAVED. If your un-zip utility, or some other program tries to open the program, it is important that you try to save the file without opening it, un-zipping it, or altering it in any way. Do not rename or un-Zip the file.

To Download Raw Data from AncestryDNA:

1. Log in to your Ancestry.Com account
2. From the DNA tab drop down menu, select "Your DNA Results Summary".



On the next page, click the link 'Settings'.



3. On the next page, click the 'Get started' button on the right under 'Download your raw DNA data'.



4. Enter your password. This will trigger an email that will be sent to the address associated with your Ancestry.Com account. The email will contain a link to confirm the download of your DNA data.
5. There may be a slight delay in receiving the email.

6. Open the email, and click the "Confirm data download" button in the email. That will take you to the download page.
7. Click the button 'Download Raw DNA Data' on the download page. The file will be downloaded to your computer.
8. Click "Save" to downloaded file and save it. BE SURE TO NOTICE WHERE IT IS BEING SAVED. If your un-zip utility, or some other program tries to open the program, it is important that you try to save the file without opening it, un-zipping it, or altering it in any way.
9. Do not rename or un-Zip the file.