

# Ancestry Predicted Ancestor

A depiction of these Predicted Ancestors for those who have not seen them in AncestryDNA.

For a match who has all but 1 grandparent identified and trees for the known ones. The pictures are from Ancestry.com are being used to help people understand Predicted Ancestors. Remember this prediction may or may not be correct.

**New Ancestor Discoveries** BETA

These are potential new ancestors or relatives who **are not** already in your family tree



**William Snow**  
(1806-1879)

**Sally Adams**  
(1825-1905)

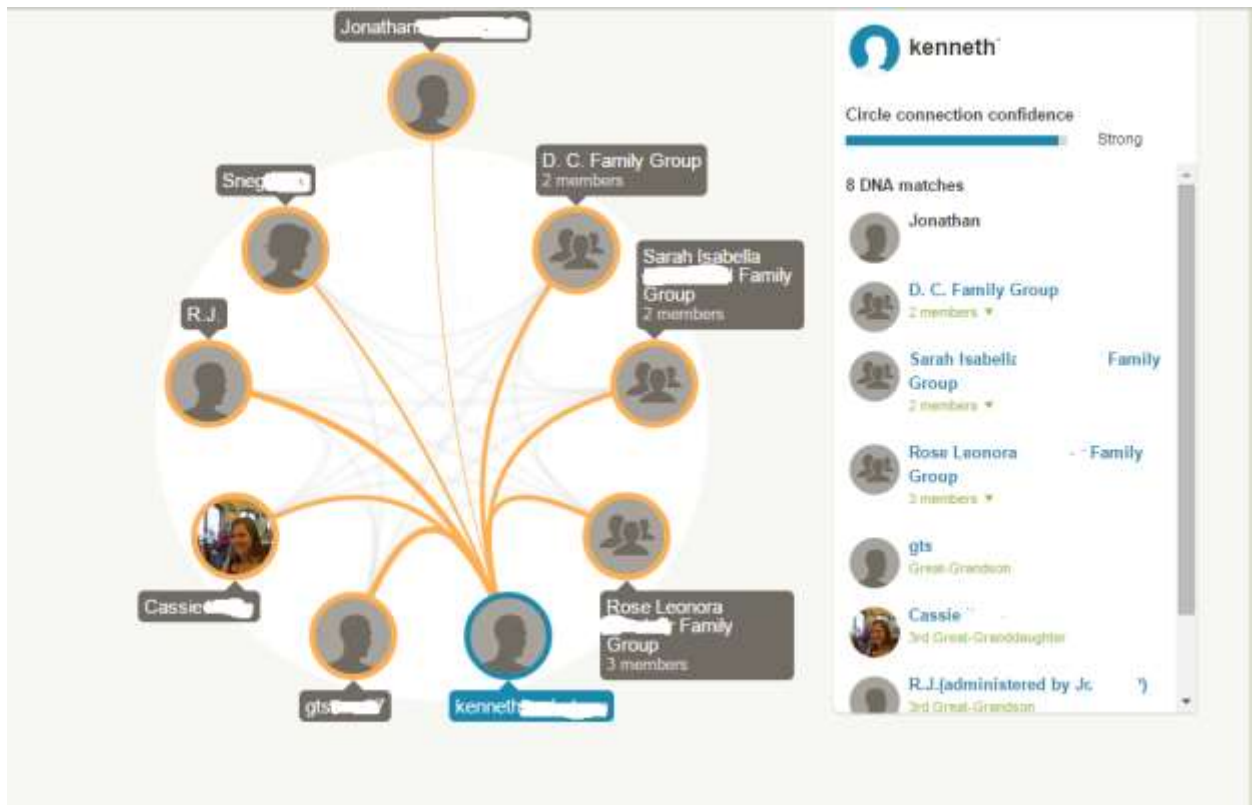
The image shows a screenshot from AncestryDNA's 'New Ancestor Discoveries' section. It features two portrait photos of predicted ancestors, each with a green leaf icon in the top right corner. The first photo is of a man in a dark suit and white shirt, identified as William Snow (1806-1879). The second photo is of a woman in a dark, high-collared dress, identified as Sally Adams (1825-1905). The portraits are set against a light background with a dashed green border.

You can get a list of specific family groups connected to these people. I chose Sally Adams.

Shown below





































"DNA evidence suggests that Jonathan Dorr O'Brien is related to a group of Sally Adams descendants. And because his DNA matches people in the group, there's a good chance he's also related to Sally Adams."

# Ancestry Predicted Ancestor



By clicking on list view I get this

# Ancestry Predicted Ancestor

12 DESCENDANTS	CIRCLE MEMBERSHIP CONFIDENCE	RELATIONSHIP TO JONATHAN	RELATIONSHIP TO SALLY ADAMS
 <b>gts</b>	Strong 	 DNA MATCH TO CIRCLE	<a href="#">VIEW RELATIONSHIP</a>
 <b>kenneth</b>	Strong 	 DNA MATCH	<a href="#">VIEW RELATIONSHIP</a>
 <b>D.C.</b> (administered by lindacox718) D. C. Family Group	Strong 	 DNA MATCH TO CIRCLE	<a href="#">VIEW RELATIONSHIP</a>
 <b>chris</b> Rose Leonora Family Group	Strong 	 DNA MATCH TO CIRCLE	<a href="#">VIEW RELATIONSHIP</a>
 <b>McKay</b> Sarah Isabella Family Group	Strong 	 DNA MATCH TO CIRCLE	<a href="#">VIEW RELATIONSHIP</a>
 <b>D.B.</b> (administered by besswangers1) Sarah Isabella Family Group	Strong 	 DNA MATCH	<a href="#">VIEW RELATIONSHIP</a>
 <b>rdjxf1</b> Rose Leonora Family Group	Strong 	 DNA MATCH	<a href="#">VIEW RELATIONSHIP</a>
 <b>R.J.</b> (administered by Jo)	Strong 	 DNA MATCH TO CIRCLE	<a href="#">VIEW RELATIONSHIP</a>
 <b>Cassie</b>	Strong 	 DNA MATCH TO CIRCLE	<a href="#">VIEW RELATIONSHIP</a>
 <b>tearose26</b> Rose Leonora Group	Strong 	 DNA MATCH	<a href="#">VIEW RELATIONSHIP</a>
 <b>Sara</b> D. C. Family Group	Strong 	 DNA MATCH TO CIRCLE	<a href="#">VIEW RELATIONSHIP</a>
 <b>Sneg</b>	Strong 	 DNA MATCH TO CIRCLE	<a href="#">VIEW RELATIONSHIP</a>

Note in the 3<sup>rd</sup> column, there are DNA Matches and DNA Match to Circle. In some cases this is because of the fact that between 4<sup>th</sup> cousins about 50% do not reveal DNA the relationship through DNA.


# Ancestry Predicted Ancestor

Clicking on View Relationship on the right, shows:

## Relationship path to Sally Adams

gtsnow17 has a direct ancestral line relationship to Sally Adams in his family tree.

**Sally ADAMS**  
(from gtsnow17's family tree)



**William James [REDACTED]**  
Grandfather

**William James [REDACTED] Jr.**  
Father

**gts**  
Circle membership confidence: Strong  
DNA Match to Circle

[View DNA Profile for gtsnow17](#)

[View next match in this circle](#)

# Ancestry Predicted Ancestor

For an adoptee with no identified parents, a partial tree in development (one of 4 for this person)



" DNA evidence suggests that Mark is related to a group of Eliza Given descendants. And because his DNA matches people in the group, there's a good chance he's also related to Eliza Given"

[View Relationship](#)

You can get a list of the family groups connected to this (Ancestry's opinion) person and then ask to the relationship/

Example below:

# Ancestry Predicted Ancestor

Jennifer [redacted] has a direct ancestral line relationship to Eliza Givens in her family tree.

## Eliza M Given

(from Jennifer [redacted] family tree)



**John Morgan Tinnel**

Great-Grandfather



**Winston "Arnett" Tinnel**

Grandfather



**Private**

Mother



**Jennifer [redacted]**

Circle membership confidence: **Strong**



DNA match

[View DNA Profile for Jennifer \[redacted\]](#)

Examples are taken from AncestryDNA.